
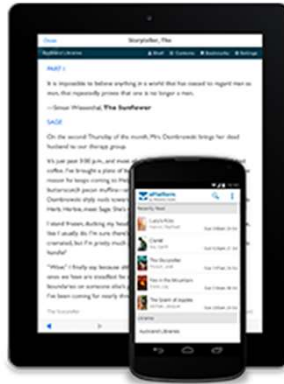


Introducing our school eBook Library



Brought to you by: **Portsmouth School Library Service**






eBook Library

Access options

- Web browser – recommended for school devices
- ePlatform App - best if using your own device



Works with most Web Browsers



Google Chrome is recommended by our suppliers

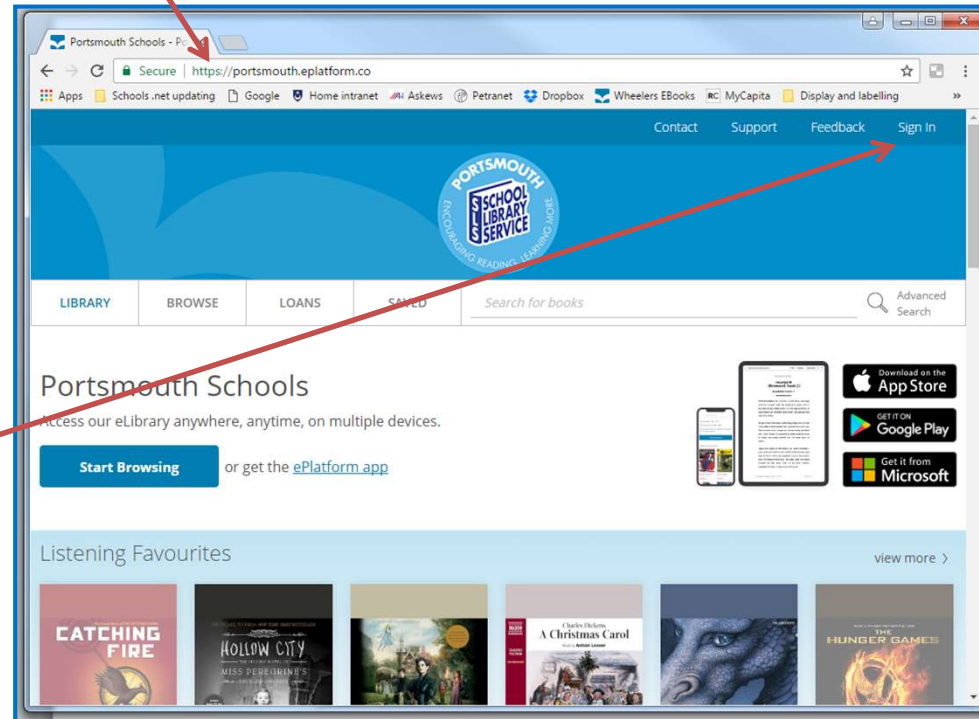
(Also works on Firefox, Internet Explorer 10 or 11, Safari, Microsoft Edge)

App available for Apple and Android

Works on most smartphones, tablets and internet-enabled devices including Kindle Fire

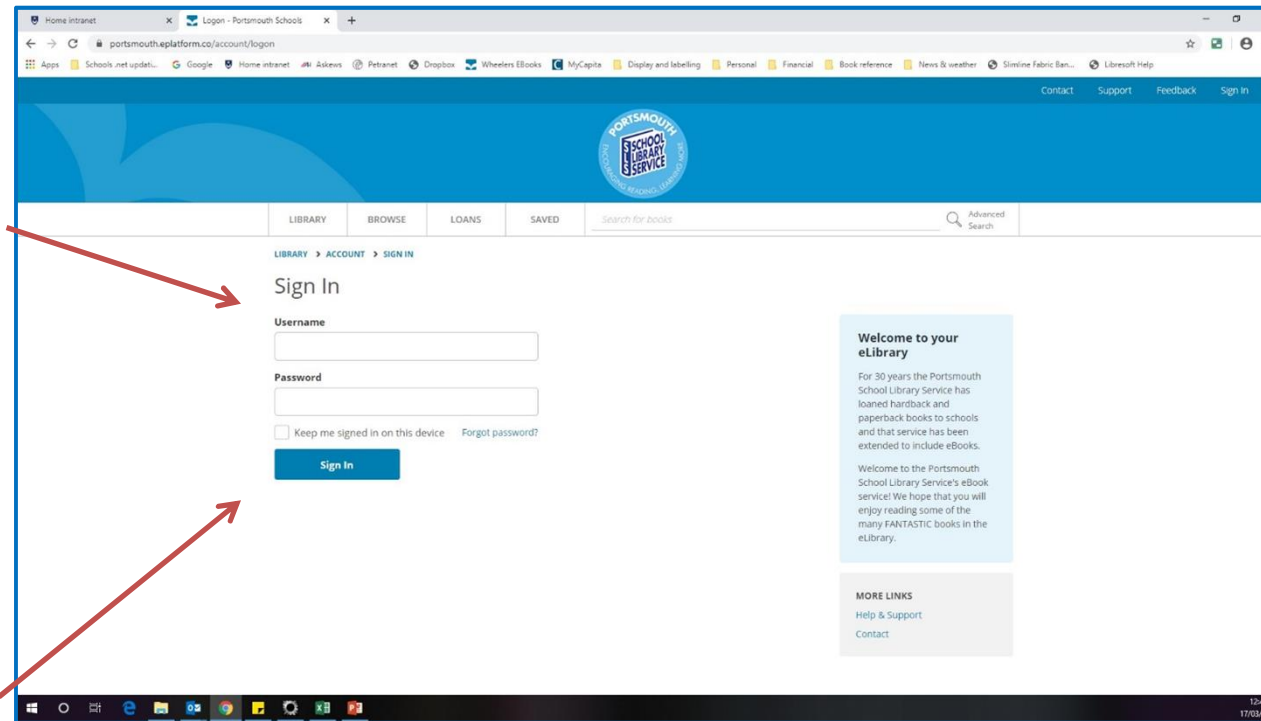
(Please note the app is not supported on standard Kindles)

① In your web browser use this URL:
https://portsmouth.eplatform.co



② Click on:
Sign In

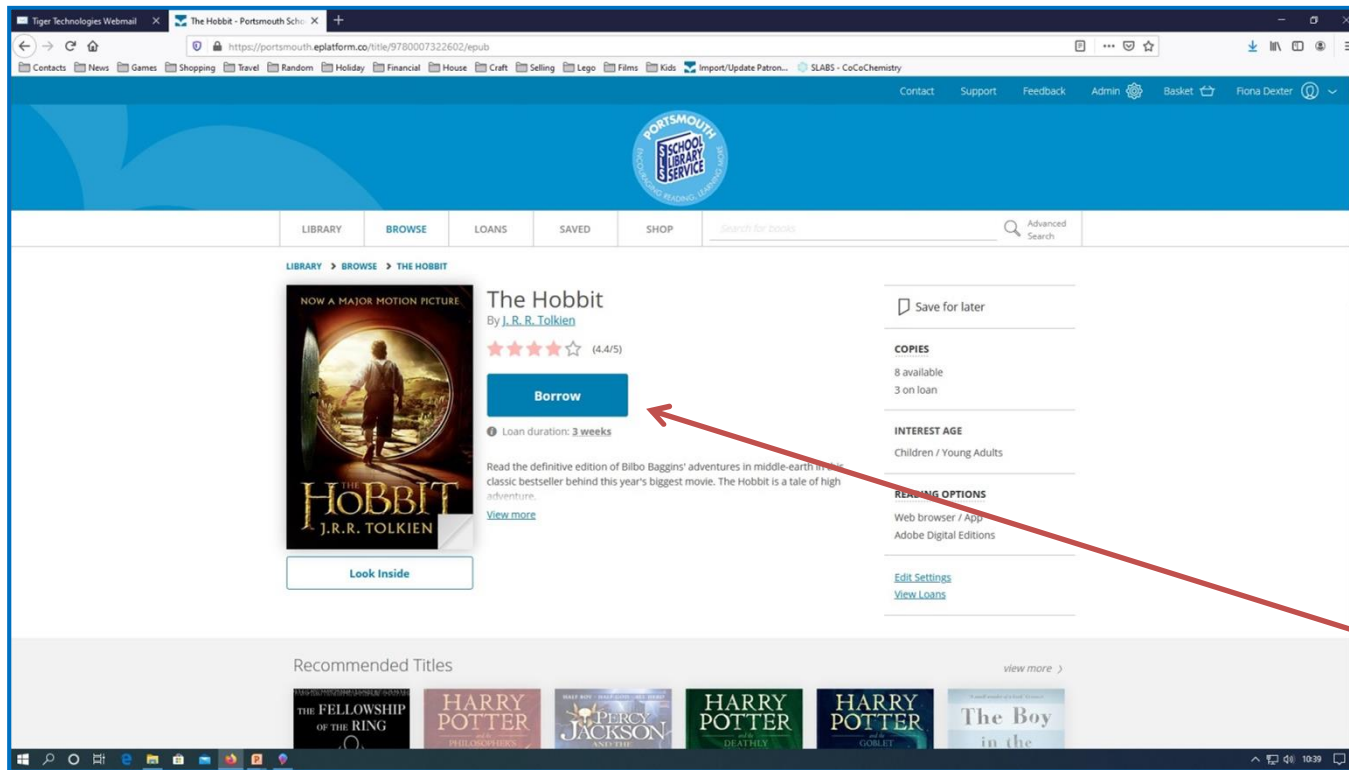
③ Put in your User Name and Password



④ click the blue Sign In button

⑤ Browse the books. Just click on a book to see more about it

The screenshot shows a web browser window displaying the Portsmouth School Library Service website. The browser's address bar shows the URL <https://portsmouth.eplatform.co/browse>. The website has a blue header with the library's logo and navigation links: Contact, Support, Feedback, Admin, Basket, and Fiona Dexter. Below the header is a navigation menu with options: LIBRARY, BROWSE, LOANS, SAVED, and SHOP. A search bar is located to the right of the menu. The main content area is titled "Browsing Library" and displays a grid of book covers. A sidebar on the left contains a "Welcome to your eLibrary" message, an "AVAILABILITY" section with filters for "Available Now" (2483) and "Out / Queued" (146), and an "AUDIENCE" section. The book grid includes titles such as "The Great Gatsby", "Allegiant", "Of Mice and Men", "The Hobbit", "Pride and Prejudice", "The Curious Incident of the Dog in the Night-Time", "Looking for Alaska", "Huckleberry Finn", "If I Stay", and "The Hunger Games".



⑥ When you've clicked on a book jacket you'll get this screen.


To borrow click the **Borrow** button.

Logging on using the app

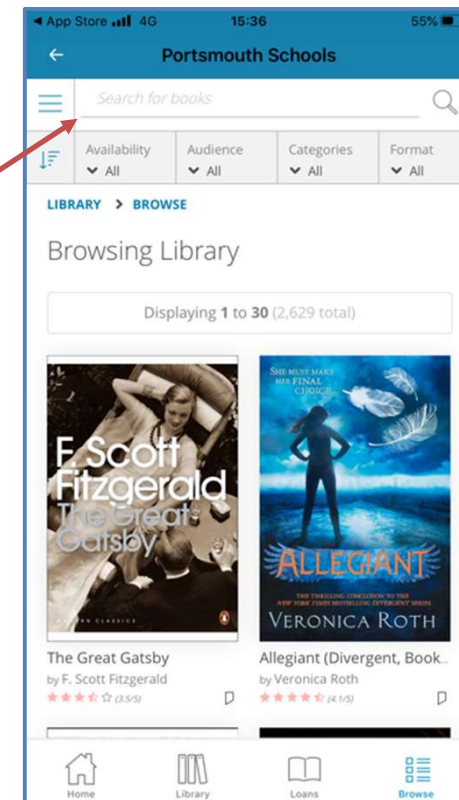
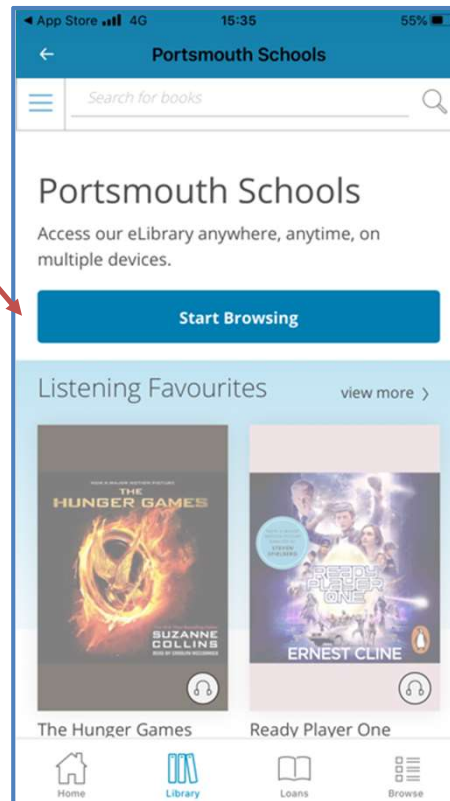
(ePlatform by Wheelers, available free on Google Play and App Store)

① Open the app and click on Find Your Library

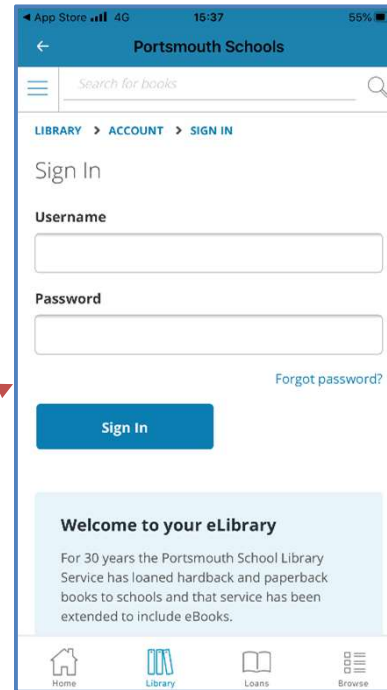
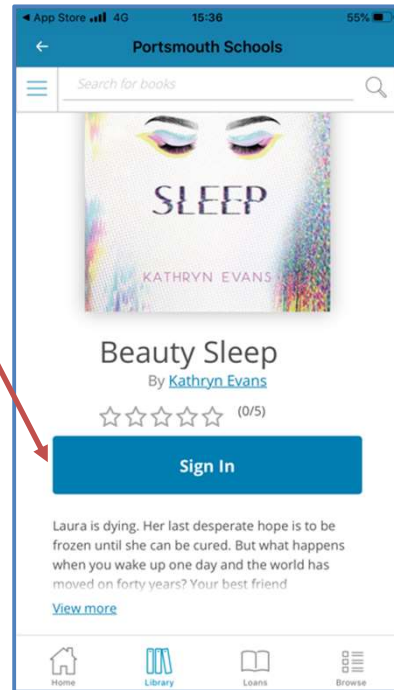
② Type in 'Portsmouth Schools'
and select from the pop-up list



③ Click on 'Start Browsing' and search for a book you want to read



④ click the blue **Sign In** button and enter your username and password to sign in



This will then give you a 'Borrow' button, or you can go back to Browse to search again.

When you open the app again, you will already be signed in and you will just need to select Portsmouth Schools from the list and browse. You should only need to sign in again if you change devices or update the app.



You can borrow one book at a time




The loan period is three weeks, the book returns automatically



You can return your book early



If you use a shared device don't forget to log off when you finish reading



Lose yourself in our new eBook collection
Click to explore for round the clock borrowing